

Monitoring Procedure for Compression Heat Pumps Driven by Photovoltaic Energy. Draft initial version



Prof. Dr. Pedro Vicente Quiles
Universidad Miguel Hernández de Elche
pedro.vicente@umh.es
<http://dime.umh.e>

OBJECTIVES

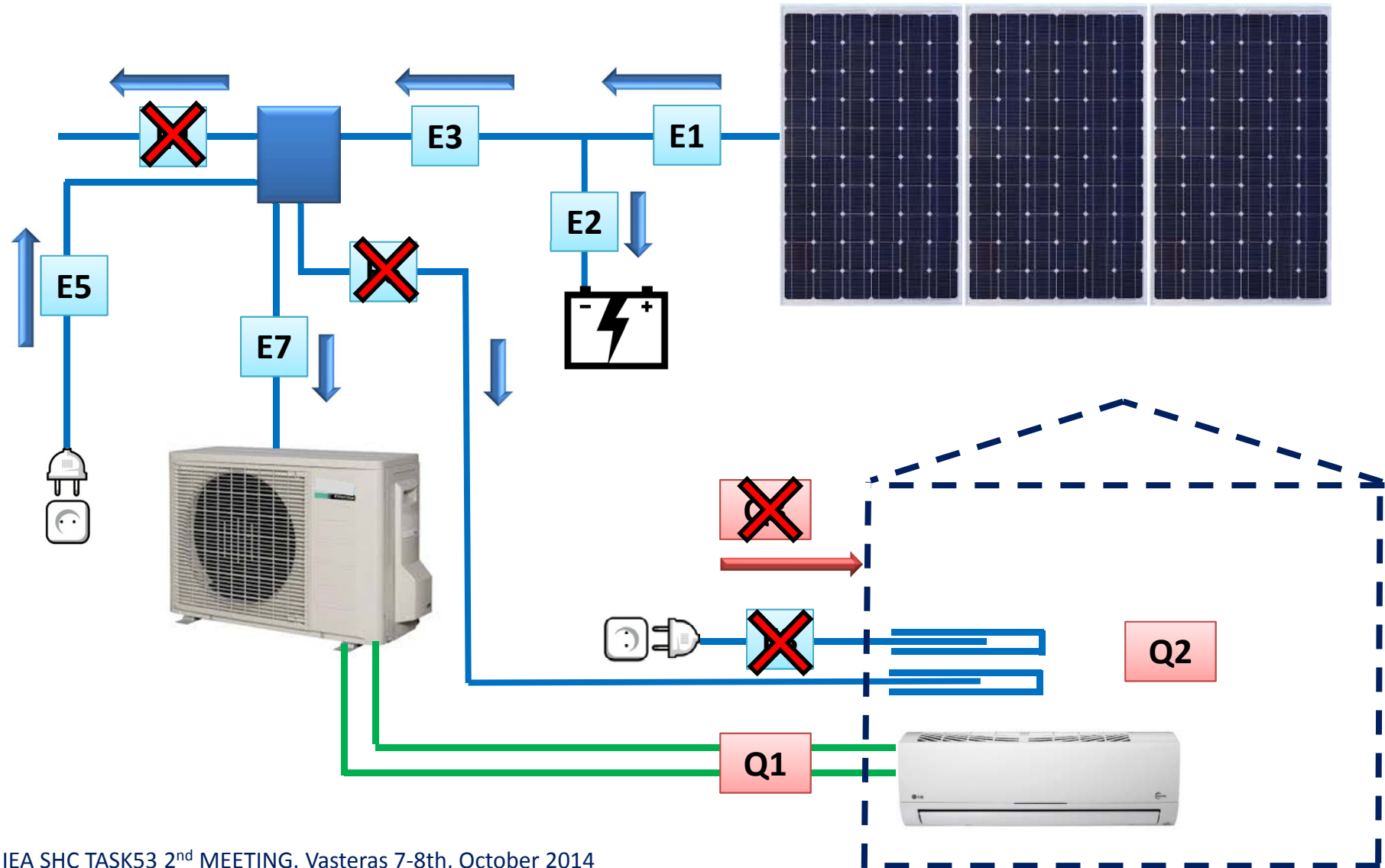
1. To determine the primary energy savings, solar contribution, self consumed electricity
2. To identify the best practices hence of best design solutions in relationship with the climate conditions, the building features and use, occupation conditions and so on.
3. To calibrate numerical models that may be employed to achieve objectives 1 and 2 with minimum cost.

APPLICATIONS

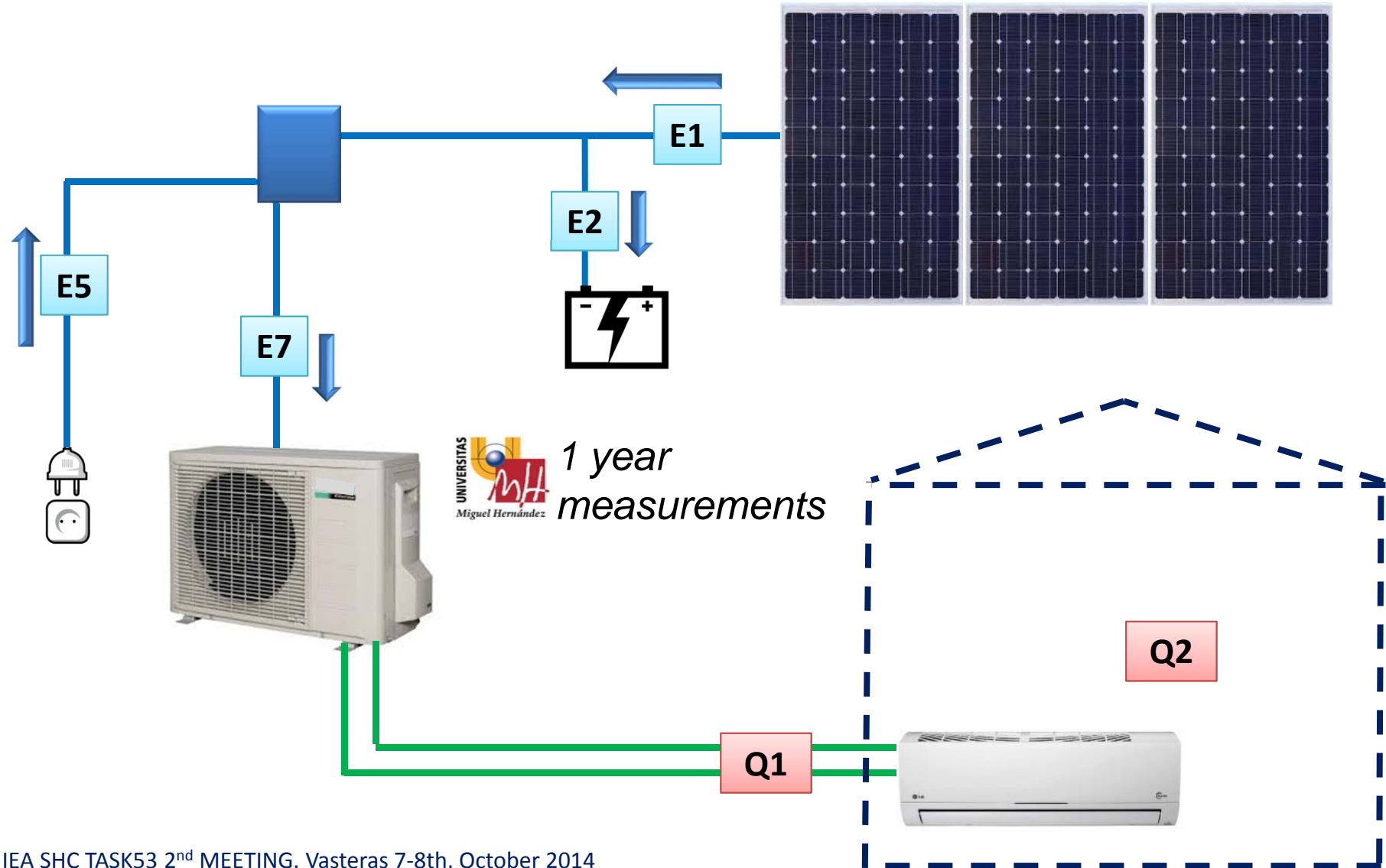
The methodology presented in this document has been proposed with these restrictions:

1. To use on Heat Pumps driven by PV energy
2. The compressor should be hermetic
3. The method is for use on field applications
4. The unit capacity is lower to 12 kW.

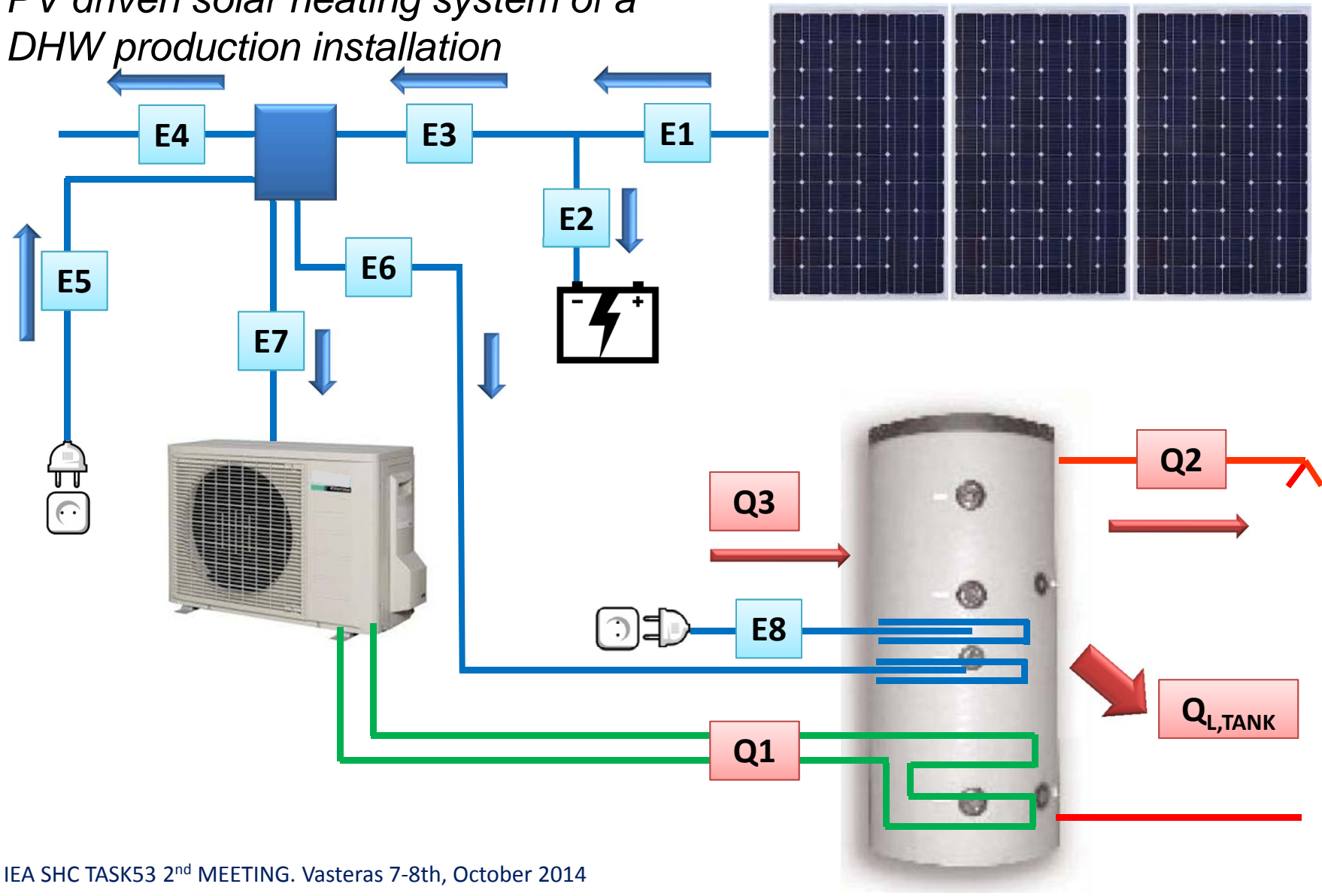
PV driven solar heating and cooling system of a HVAC installation



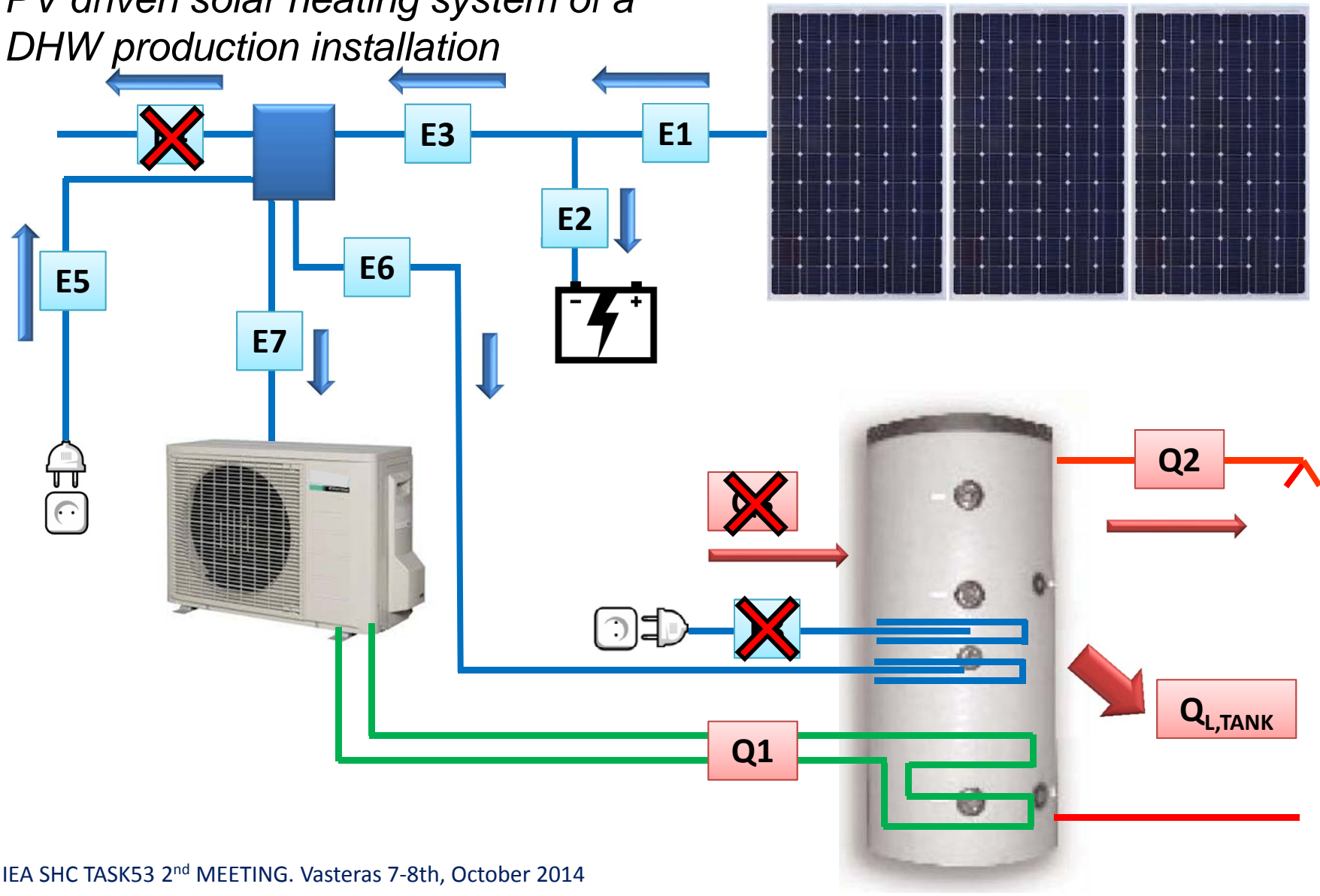
PV driven solar heating and cooling system of a HVAC installation



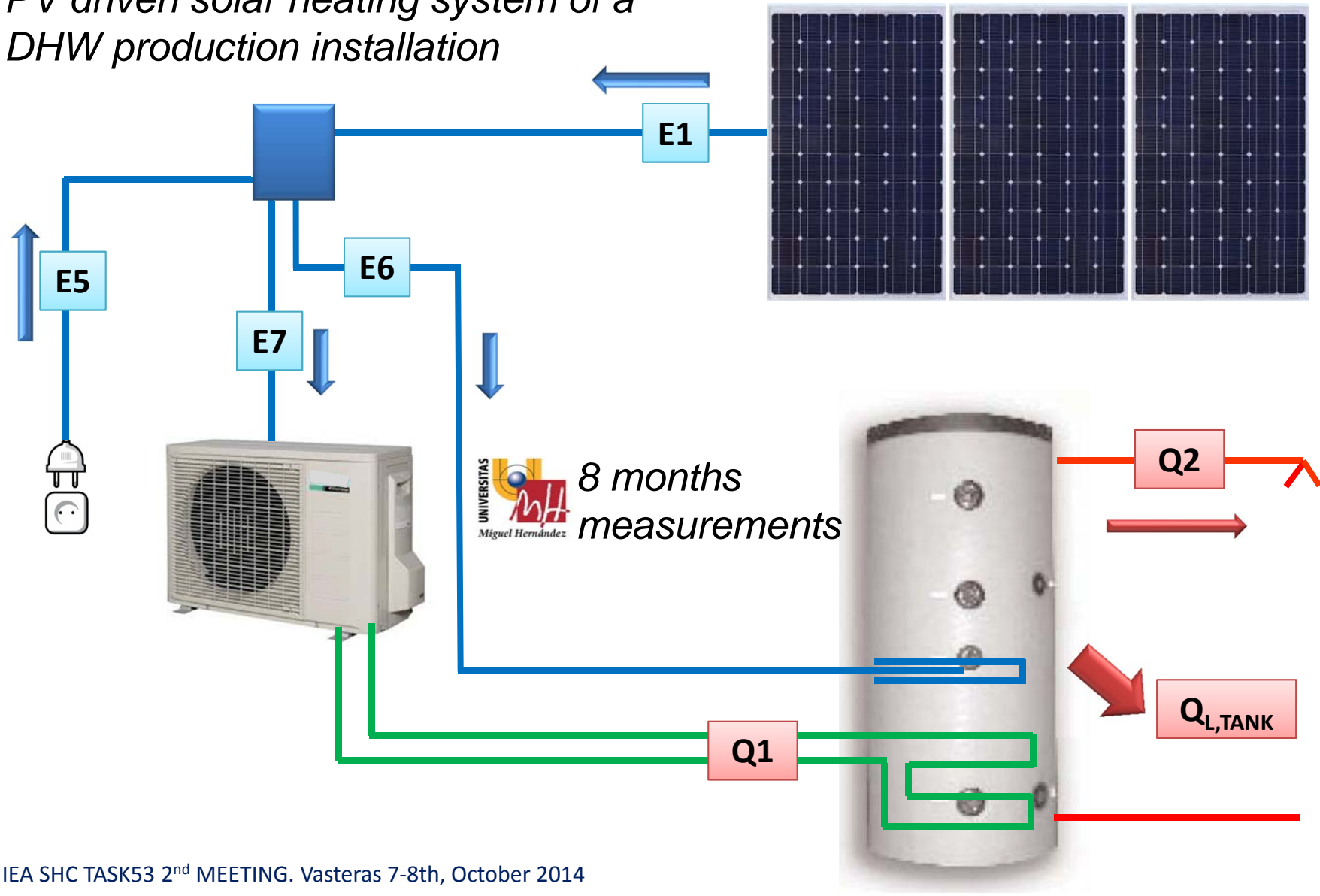
*PV driven solar heating system of a
DHW production installation*



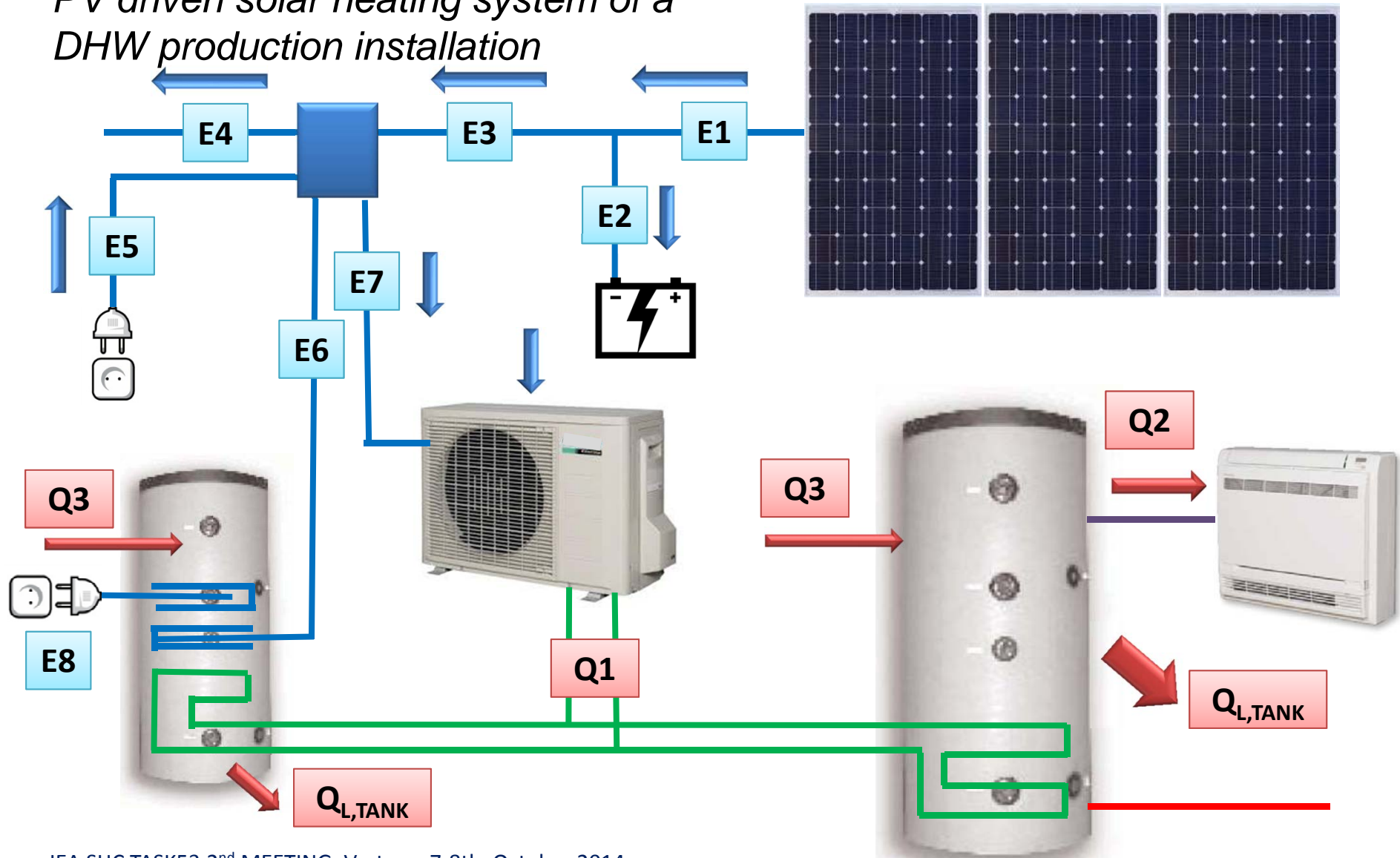
*PV driven solar heating system of a
DHW production installation*



PV driven solar heating system of a DHW production installation



*PV driven solar heating system of a
DHW production installation*



MONITORING PROCEDURE

PARAMETERS

Natural gas boiler seasonal efficiency:

$$\eta_{\text{BOILER}} = 0.95 \text{ kWh}_{\text{TH}} / \text{kWh}_{\text{FOSSIL}}$$

Seasonal Performance Factor of vapor compression unit in cooling mode:

$$\text{SPF}_{\text{REF,COOLING}} = 2.4 \text{ kWh}_{\text{TH}} / \text{kWh}_{\text{ELEC}}$$

Seasonal Performance Factor of vapor compression unit in heating mode:

$$\text{SPF}_{\text{REF,HEATING}} = 2.8 \text{ kWh}_{\text{TH}} / \text{kWh}_{\text{ELEC}}$$

The following “primary energy factors (PEF)” defined according to the EN 15603 can be used:

$$\text{PEF}_{\text{ELEC}} = 2.5 \text{ kWh}_{\text{PE}} / \text{kWh}_{\text{ELEC}}$$

$$\text{PEF}_{\text{FOSSIL}} = 1.11 \text{ kWh}_{\text{PE}} / \text{kWh}_{\text{FOSSIL}}$$

If the Country Regulation specifies other values, then it would be recommended to use those ones.

COMMISSION DECISION

of 1 March 2013

establishing the guidelines for Member States on calculating renewable energy from heat pumps from different heat pump technologies pursuant to Article 5 of Directive 2009/28/EC of the European Parliament and of the Council

(notified under document C(2013) 1082)

(Text with EEA relevance)

(2013/114/EU)

		Climate conditions					
		Warmer climate		Average climate		Colder climate	
Heat Pump Energy source:	Energy source and distribution medium	H _{HP}	SPF (SCOP _{net})	H _{HP}	SPF (SCOP _{net})	H _{HP}	SPF (SCOP _{net})
Aerothermal energy	Air-Air	1 200	2,7	1 770	2,6	1 970	2,5
	Air-Water	1 170	2,7	1 640	2,6	1 710	2,5
	Air-Air (reversible)	480	2,7	710	2,6	1 970	2,5
	Air-Water (reversible)	470	2,7	660	2,6	1 710	2,5
	Exhaust Air-Air	760	2,7	660	2,6	600	2,5
	Exhaust Air-Water	760	2,7	660	2,6	600	2,5
Geothermal energy	Ground-Air	1 340	3,2	2 070	3,2	2 470	3,2
	Ground-Water	1 340	3,5	2 070	3,5	2 470	3,5
Hydrothermal heat	Water-Air	1 340	3,2	2 070	3,2	2 470	3,2
	Water-Water	1 340	3,5	2 070	3,5	2 470	3,5

SYSTEM DESCRIPTION

General data on the system have to be entered. The following minimum data are proposed:

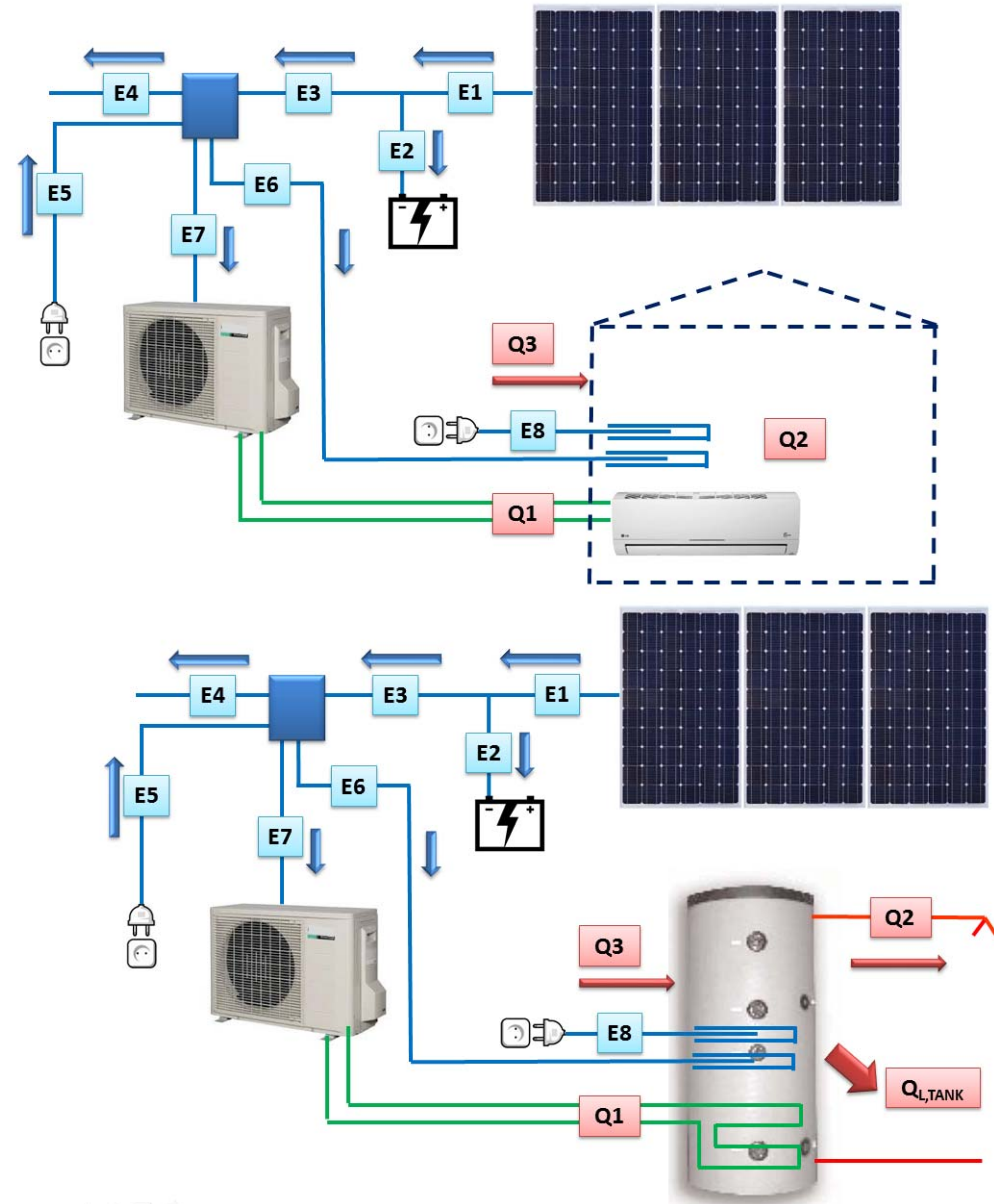
- Name:
- Final use:
- Location:
- Mean solar energy radiation in the horizontal at the location: (kWh/m²)
- Mean temperature at the location: (°C)
- Nominal characteristics of the heat pump (Eurovent):
- Peak power of the PV panels
- A scheme of the facility (similar to Figure 2, 3 or 4)
- A description of the control strategy of the system

KEY PERFORMANCE INDICATORS

HEAT PUMP

$$\text{COP}_{\text{UNIT,TOT}} = \frac{Q1}{E7}$$

$$\text{COP}_{\text{UNIT,GRID}} = \frac{Q1}{E5}$$



KEY PERFORMANCE INDICATORS

SYSTEM

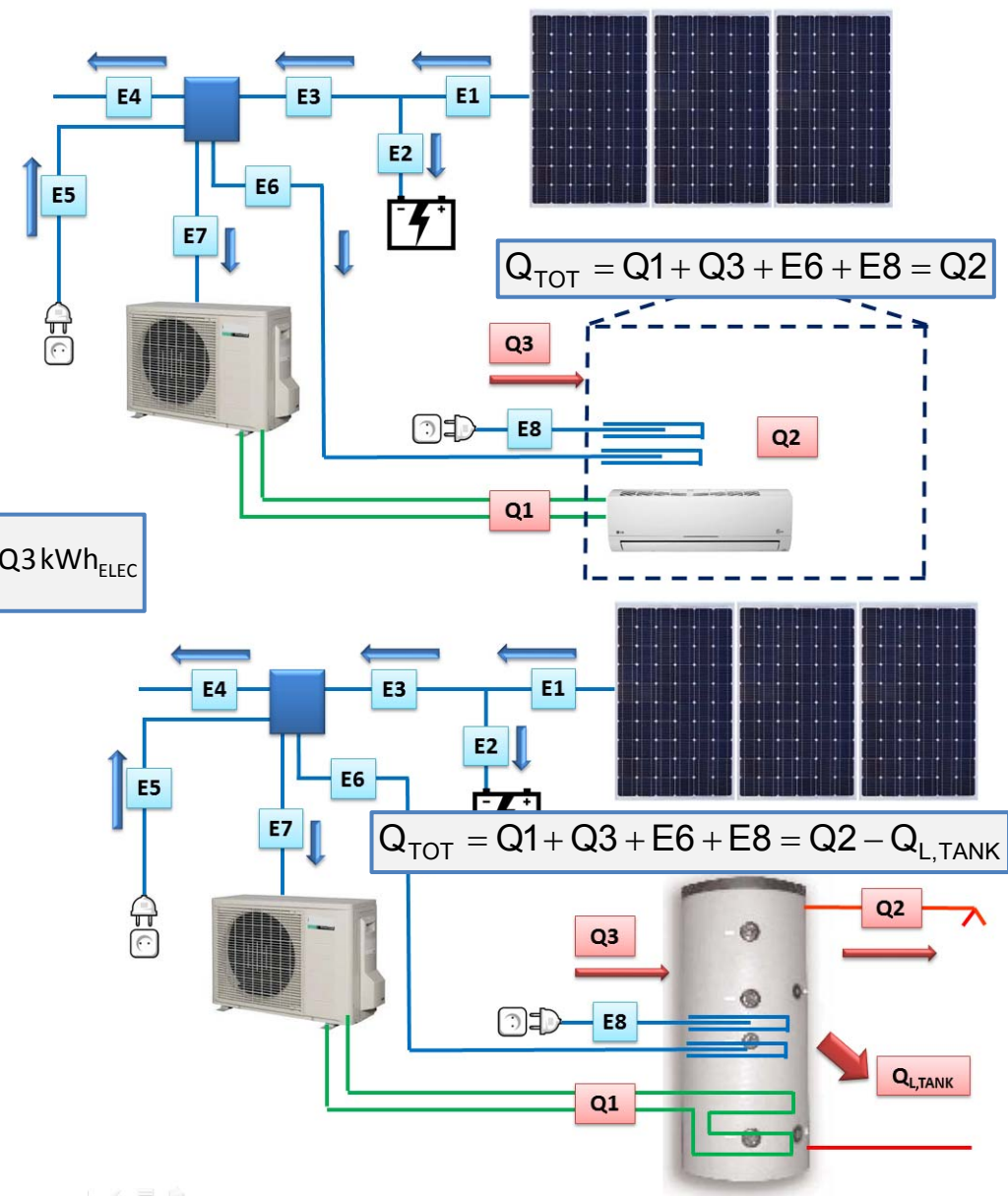
$$E_{eQ3} = \frac{Q3}{0.95} \text{ kWh}_{\text{FOSSIL}} \cdot 1.11 \frac{\text{kWh}_{\text{PE}}}{\text{kWh}_{\text{FOSSIL}}} \cdot \frac{1 \text{ kWh}_{\text{ELEC}}}{2.5 \text{ kWh}_{\text{PE}}} = 0.463 \cdot Q3 \text{ kWh}_{\text{ELEC}}$$

$$E_{\text{TOT}} = E7 + E_{eQ3} + E6 + E8$$

$$\text{COP}_{\text{SYSTEM,TOT}} = \frac{Q_{\text{TOT}}}{E_{\text{TOT}}} = \frac{Q1 + Q3 + E6 + E8}{E7 + E_{eQ3} + E6 + E8}$$

$$\text{COP}_{\text{SYSTEM,GRID}} = \frac{Q_{\text{TOT}}}{E_{\text{GRID}}} = \frac{Q1 + Q3 + E6 + E8}{E5 + E_{eQ3} + E8}$$

$$\text{PER} = (1/2.5) \cdot \text{COP}_{\text{SYSTEM,GRID}}$$



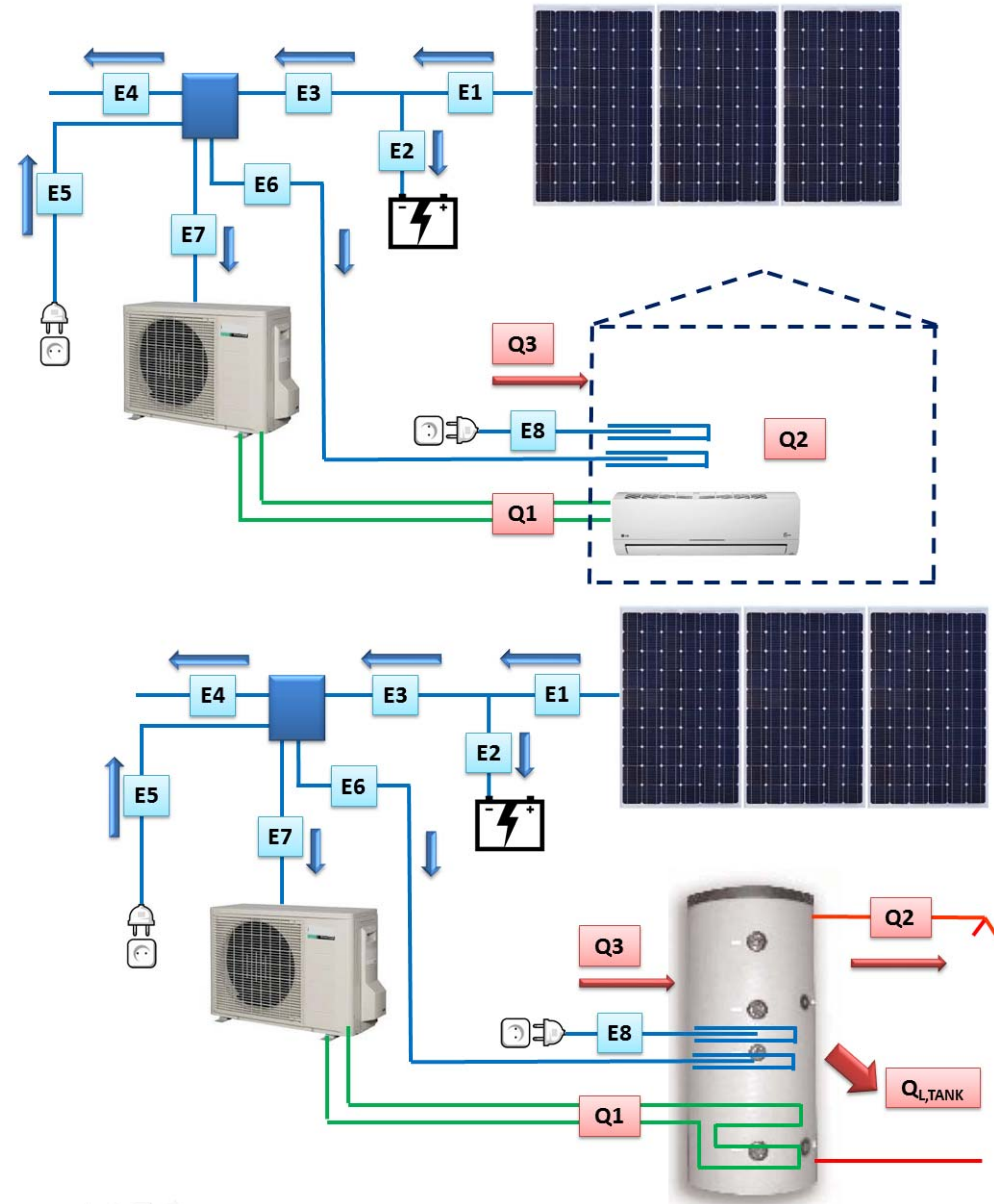
KEY PERFORMANCE INDICATORS

SOLAR CONTRIBUTION

$$SC(\%)_{UNIT} = 1 - \frac{E5}{E7}$$

$$SC(\%)_{SYSTEM} = 1 - \frac{E_{GRID}}{E_{TOTAL}}$$

$$= 1 - \frac{E5 + EeQ_3 + E8}{E7 + EeQ_3 + E6/2,8 + E8}$$



KEY PERFORMANCE RATIOS

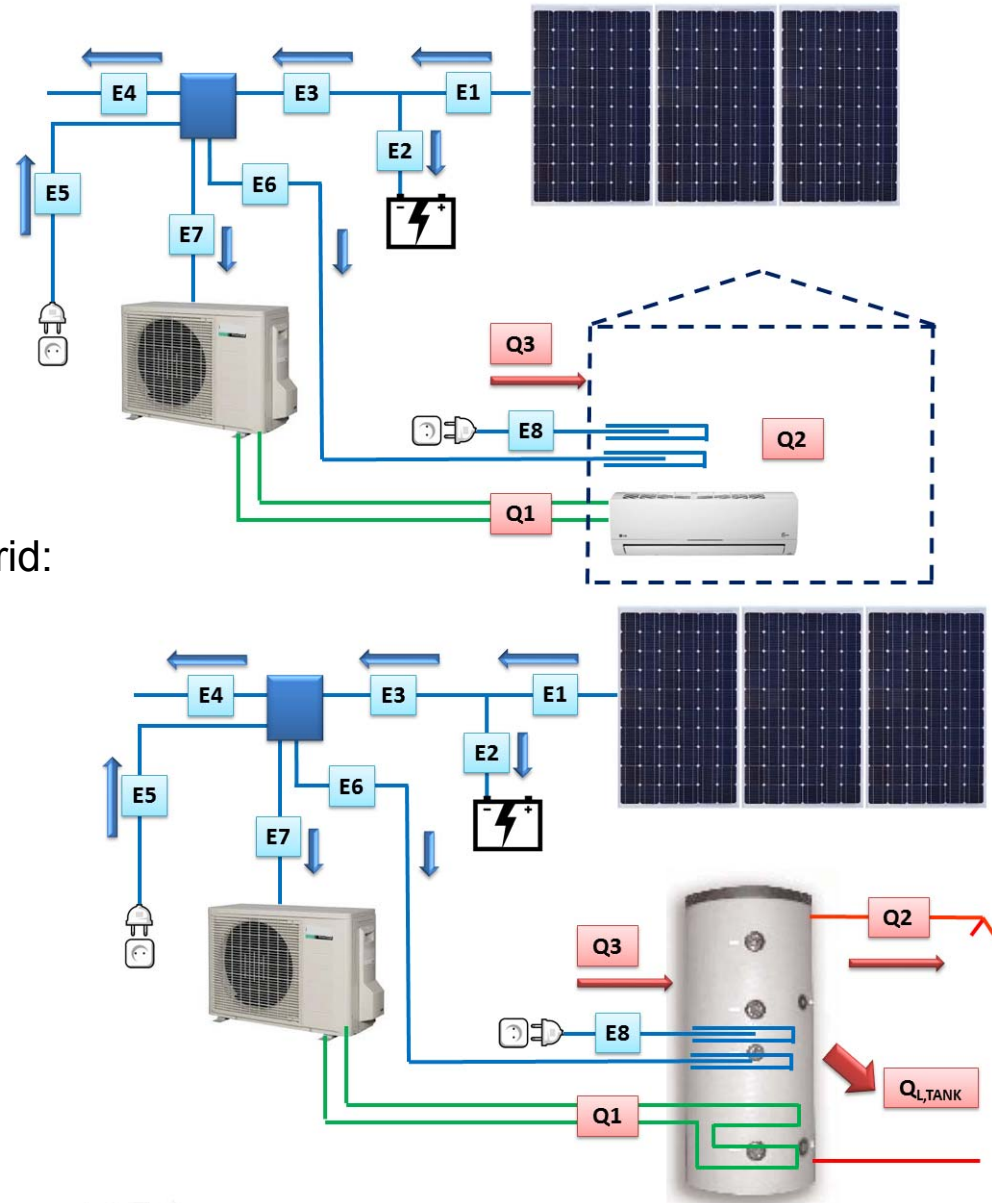
PRODUCTION FACTOR

If PV electricity is not exported to the grid:

$$PF(\%) = \frac{(E7 - E5) + E6 / 2.8}{\eta_{PV} \cdot E_{SOL}}$$

If PV electricity is exported to the grid:

$$PF(\%) = \frac{E4 + E7 + E6 / 2.8}{\eta_{PV} \cdot E_{SOL}}$$



REFERENCE CONDITIONS

Climatic conditions:

- $T_{M,24h}$ Mean outlet temperature in 24 hours.
- $RH_{M,24h}$ Mean relative humidity in 24 hours.
- $T_{M,HPon}$ Mean outlet temperature when the heat pump is ON
- $RH_{M,HPon}$ Mean relative humidity when the heat pump is ON
- E_{SOL}/A_{PV} Solar energy radiation kWh/m² day
- V_W Mean wind velocity in 24 hours.
- D_W Mean wind direction in 24 hours.

In HVAC air to air heat pumps:

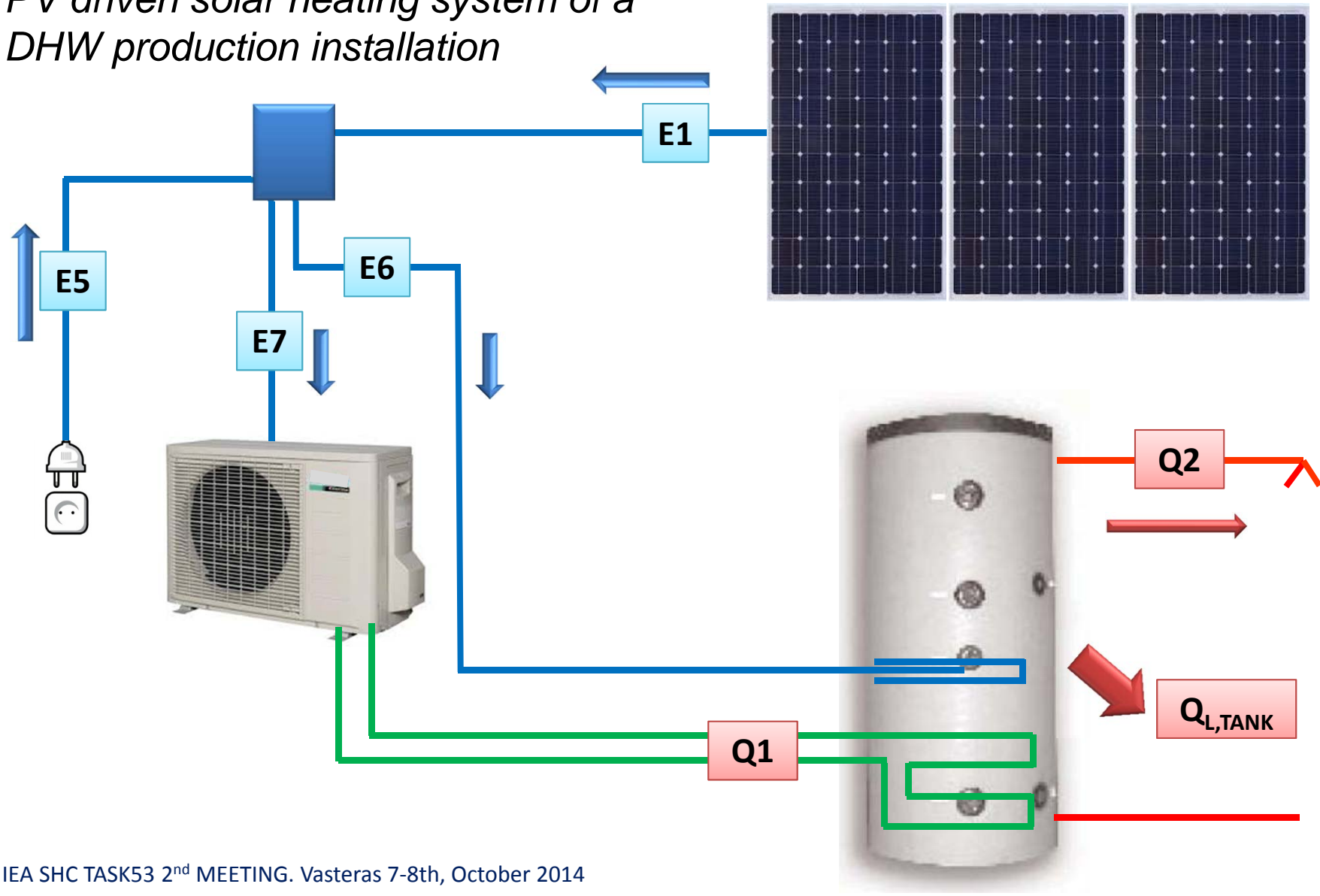
- T_{LOCAL} Mean temperature in the space that is being cooled or heated
- RH_{LOCAL} Mean relative humidity in the space that is being cooled or heated.

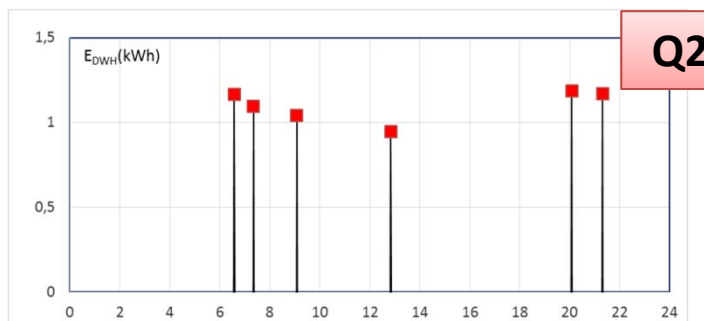
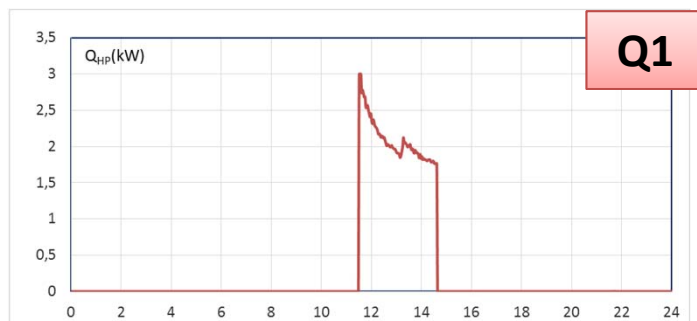
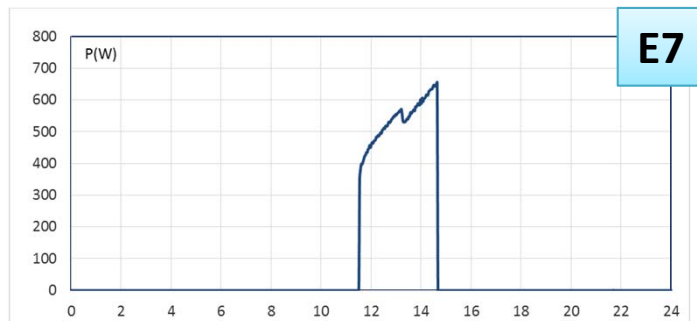
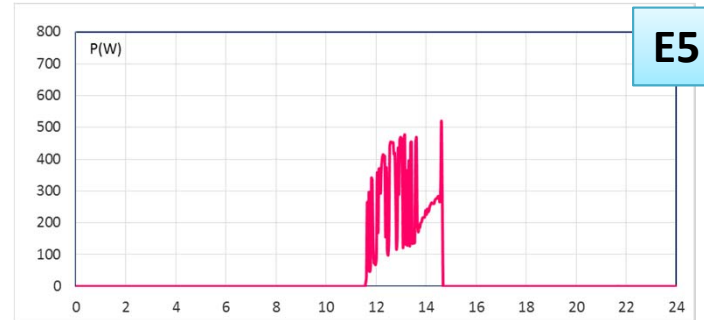
In air to air heat pumps for DHW production

- $T_{M,IN}$ Mean water temperature in the inlet
- $T_{M,OUT}$ Mean water temperature in the outlet (DHW preparation temperature)

EXAMPLE

*PV driven solar heating system of a
DHW production installation*





$E1=2.077$ kWh

$E5=0.836$ kWh

$E6=1.235$ kWh

$E7=1.678$ kWh

$Q1=6.547$ kWh

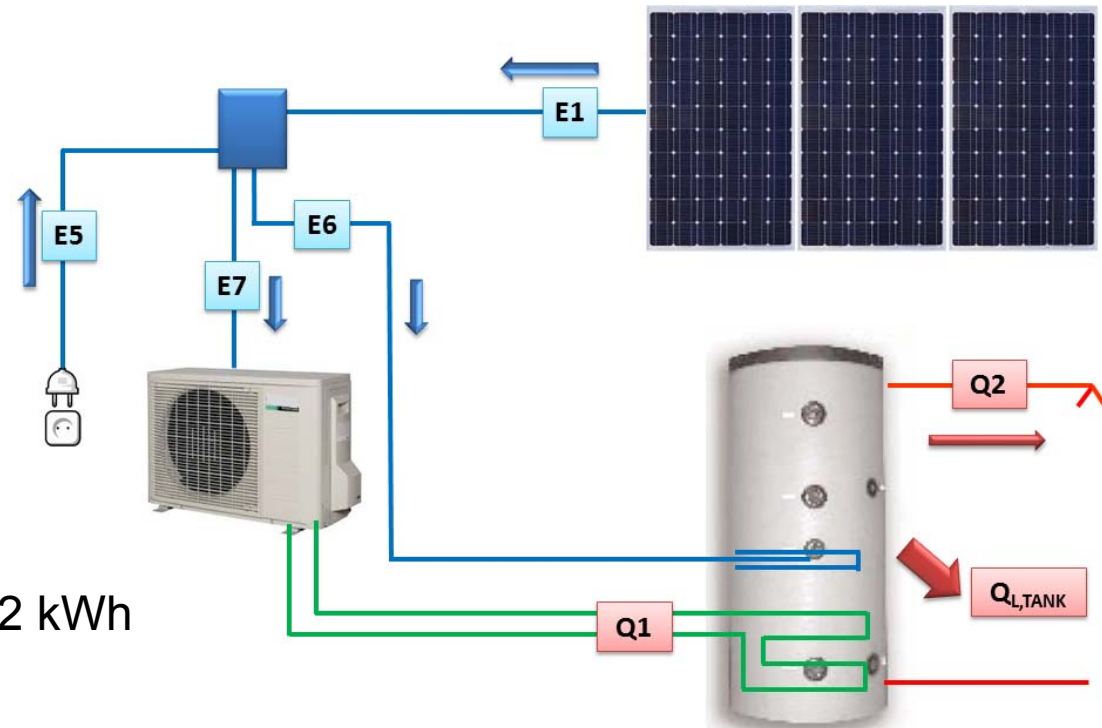
$E6=1.235$ kWh

$Q_{TOT} = Q1 + E6 = 7.782$ kWh

$Q2=6,603.$ kWh

$Q_{L,TANK}=1.152$ kWh

$Q_{TOT} = Q2 + Q_{L,TANK} = 7.755$ kWh



KEY PERFORMANCE INDICATORS

The COP of the system (without taken into account the PV contribution) is:

$$\text{COP}_{\text{SYSTEM,TOT}} = \frac{Q_{\text{TOT}}}{E_{\text{TOT}}} = \frac{Q1 + E6}{E7 + E6} = \frac{6.547 + 1.235}{1.678 + 1.235} = \frac{7.782}{2.913} = 2.67$$

The COP of the heat pump (without taken into account the PV contribution) is:

$$\text{COP}_{\text{UNIT,TOT}} = \frac{Q1}{E7} = \frac{6.547}{1.678} = 3.90$$

When only the electricity taken from the grid is considered (E5), the COP is:

$$\text{COP}_{\text{SYSTEM,GRID}} = \frac{Q_{\text{TOT}}}{E_{\text{GRID}}} = \frac{Q1 + E6}{E5} = \frac{6.547 + 1.235}{0.836} = 9.30$$

KEY PERFORMANCE INDICATORS

Solar contribution of the system:

$$SC(\%)_{\text{SYSTEM}} = 1 - \frac{E_{\text{GRID}}}{E_{\text{NEEDED}}} = 1 - \frac{E5}{E7 + E6/2.8} = 1 - \frac{0.836}{1.678 + 1.235/2.8} = 60.5\%$$

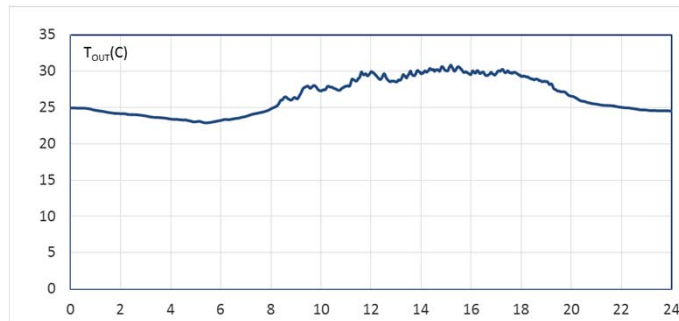
Solar contribution of the unit:

$$SC(\%)_{\text{UNIT}} = 1 - \frac{E5}{E7} = 1 - \frac{0.836}{1.678} = 50.2\%$$

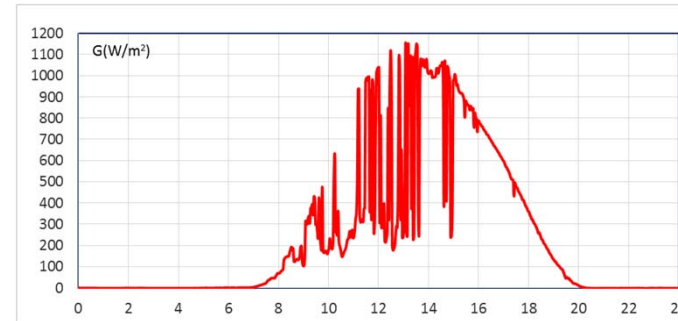
Production Factor. In this facility, the maximum electricity production of the panels is measured directly (E1= 2.077 kWh).

$$PF(\%) = \frac{(E7 - E5) + E6/2.8}{E1} = \frac{(1.678 - 0.835) + 1.235/2.8}{2.077} = 61.8\%$$

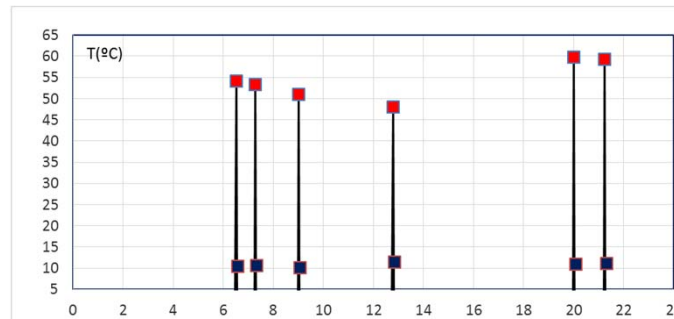
REFERENCE CONDITIONS



$$T_{M,24h} = 26.5^{\circ}\text{C}; \quad T_{M,HPon} = 29.9^{\circ}\text{C}$$



$$E_{SOL}/A_{PV} = 5.85 \text{ kWh/m}^2 \text{ day}$$

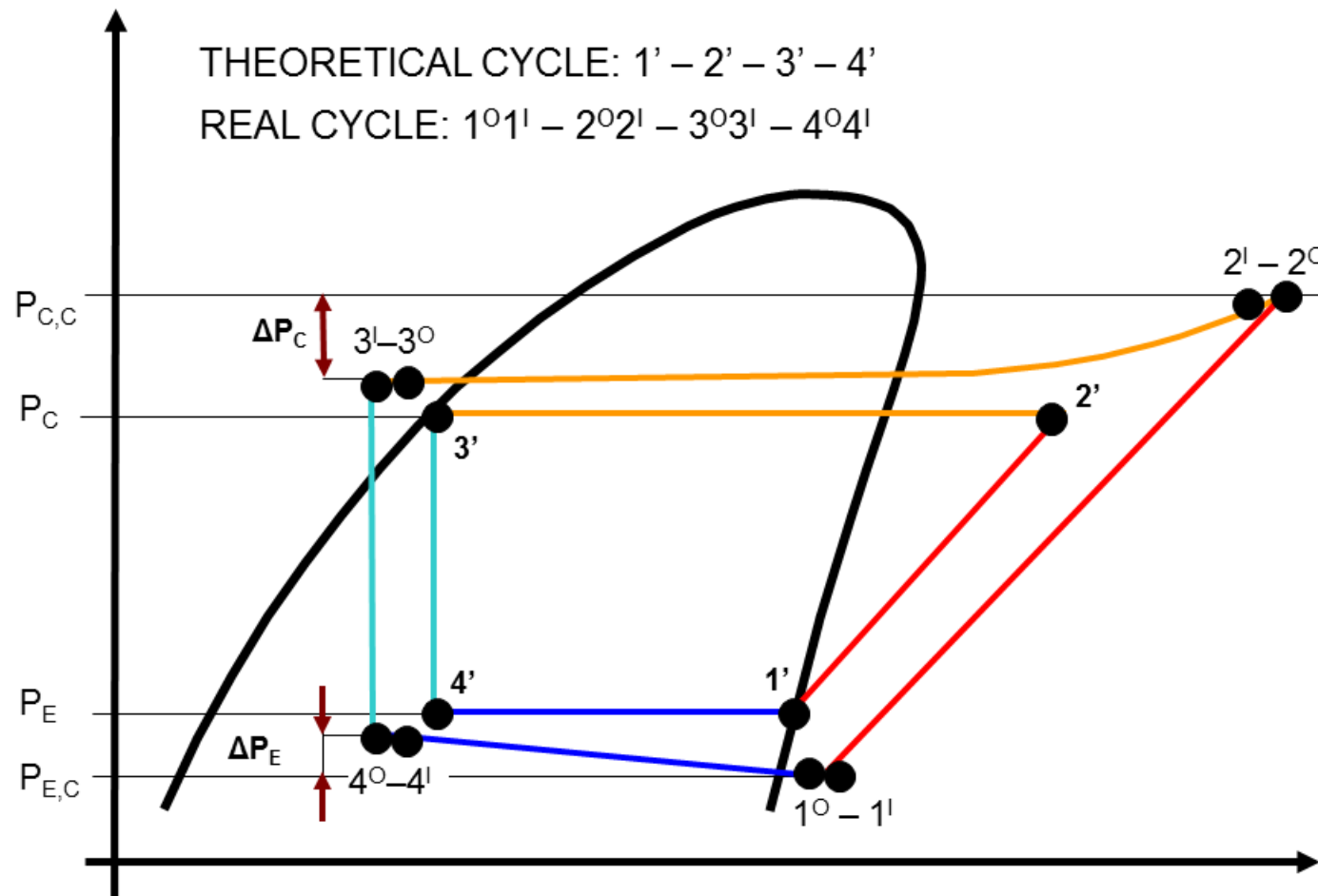


$$T_{W,IN} = 10.8^{\circ}; \quad T_{W,OUT} = 53.8^{\circ}\text{C}$$

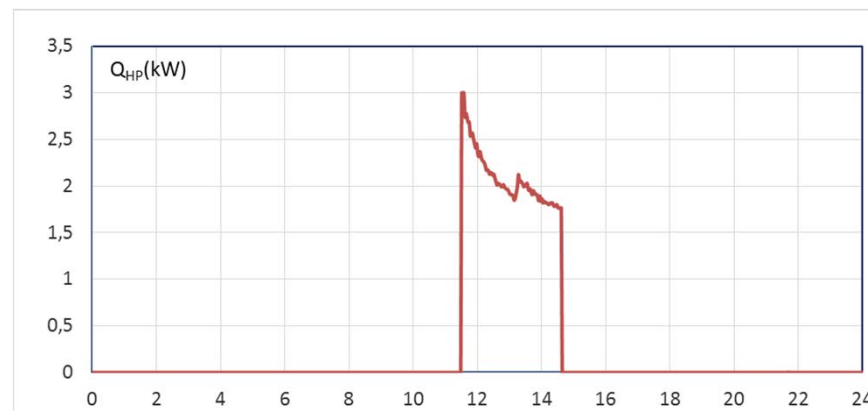
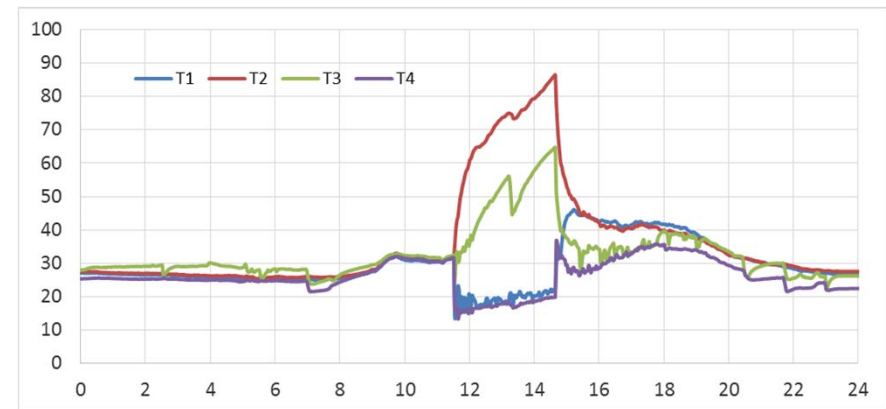
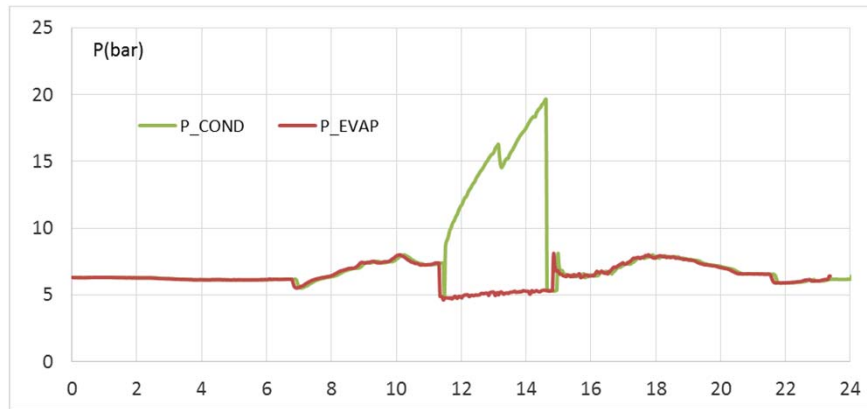
ANNEX A

THE INTERNAL METHOD

THE REAL THERMODYNAMICAL CYCLE

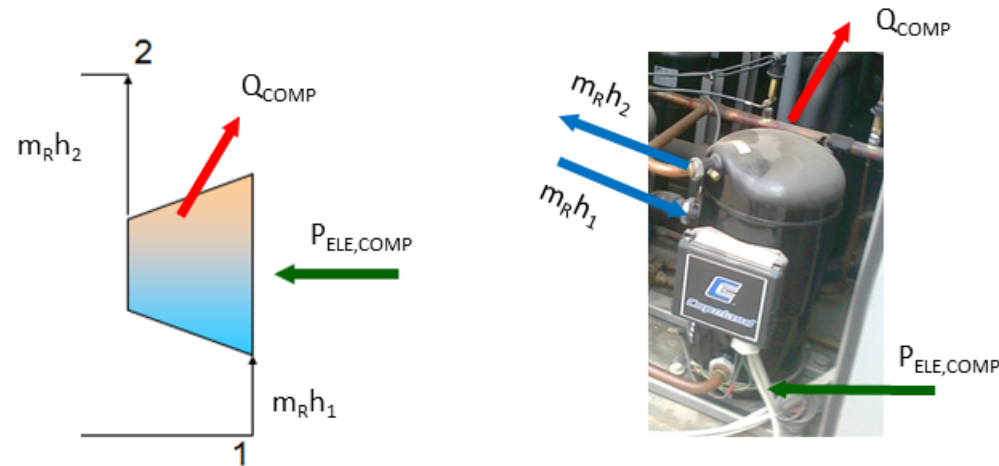


THE REAL THERMODYNAMICAL CYCLE



Calculation of m_R

1. Energy Conservation on the compressor



$$P_{\text{ELE,COMP}} = m_R \cdot (h_{20} - h_{11}) + Q_{\text{COMP}}$$

$$\eta_{\text{ISO}} = 0.775 - 0.05 \cdot (P_{\text{COND}} / P_{\text{EVAP}})$$

Calculation of m_R

2. Volumetric Efficiency of the compressor

To be done for the final document

3. Equation of m_R given by the manufacturer

To be done for the final document

Monitoring Procedure for Compression Heat Pumps Driven by Photovoltaic Energy. Draft initial version



Prof. Dr. Pedro Vicente Quiles
Universidad Miguel Hernández de Elche
pedro.vicente@umh.es
<http://dime.umh.e>